

ALICE IN DUVAL COUNTY



2021 Point-in-Time Data

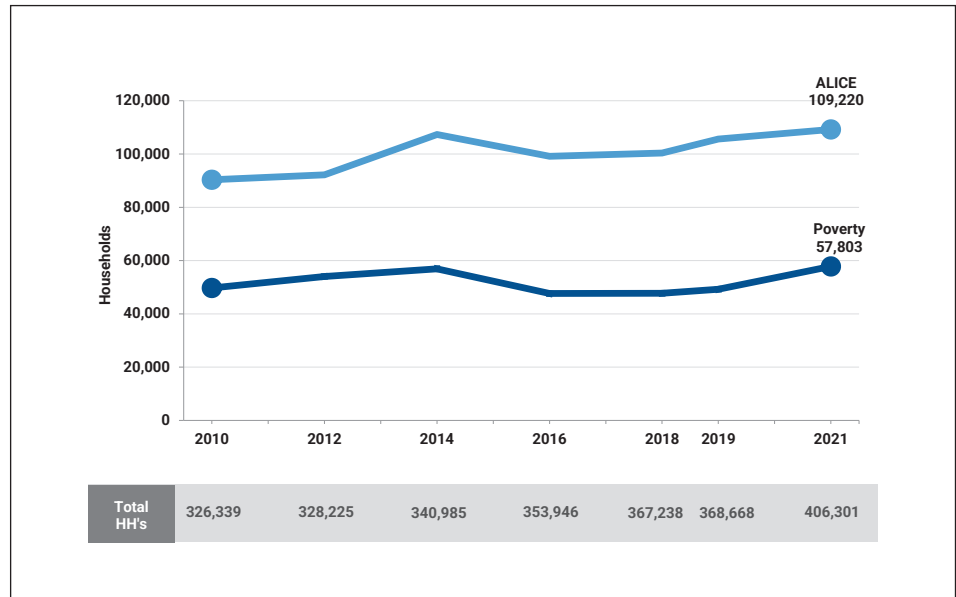
Population: 999,935 • **Number of Households:** 406,301 (10% change from 2019)
Median Household Income: \$59,980 (state average: \$63,062)
Labor Force Participation Rate: 65.2% (state average: 59.1%)
ALICE Households: 27% (state average: 32%) • **Households in Poverty:** 14% (state average: 13%)

Financial Hardship Changes Over Time

ALICE is an acronym for **A**sset **L**imited, **I**ncome **C**onstrained, **E**mloyed – households that earn more than the Federal Poverty Level, but less than the basic cost of living for the county (the ALICE Threshold). Households below the ALICE Threshold – ALICE households plus those in poverty – can't afford the essentials.

As circumstances change, households may find themselves below or above the ALICE Threshold at different times. While the COVID-19 pandemic brought employment shifts, health struggles, and school/business closures in 2021, it also spurred unprecedented public assistance through pandemic relief measures. In 2019, 154,871 households in Duval County were below the ALICE Threshold; in 2021 this number changed to 167,023, (a 8% change).

Households by Income, Duval County, 2010–2021



Note: See an interactive version of this data at UnitedForALICE.org/Florida

Sources: ALICE Threshold, 2010–2021; American Community Survey, 2010–2021

The Cost of Basics Outpaces Wages

The Household Survival Budget reflects the minimum cost to live and work in the modern economy and includes housing, child care, food, transportation, health care, a smartphone plan, and taxes. It does not include savings for emergencies or future goals like college or retirement. The Household Survival Budget is calculated at the county level and varies by household composition, as costs can vary greatly depending on location and household needs.

In 2021, household costs in Duval County were well above the Federal Poverty Level of \$12,880 for a single adult and \$26,500 for a family of four.

To see costs for different household compositions in Duval County, visit UnitedForALICE.org/Household-Budgets/Florida

Household Survival Budget, Duval County, 2021		
	SINGLE ADULT	2 ADULTS, 1 INFANT, 1 PRESCHOOLER
Monthly Costs and Credits		
Housing – Rent	\$646	\$902
Housing – Utilities	\$154	\$292
Child Care	–	\$1,312
Food	\$442	\$1,204
Transportation	\$359	\$836
Health Care	\$224	\$854
Technology	\$75	\$110
Miscellaneous	\$190	\$551
Tax Payments	\$270	\$910
Tax Credits	\$0	-\$1,256
Monthly Total	\$2,360	\$5,715
ANNUAL TOTAL	\$28,320	\$68,580
Hourly Wage*	\$14.16	\$34.29

*Wage working full-time required to support this budget

For ALICE Survival Budget sources, visit UnitedForALICE.org/Methodology

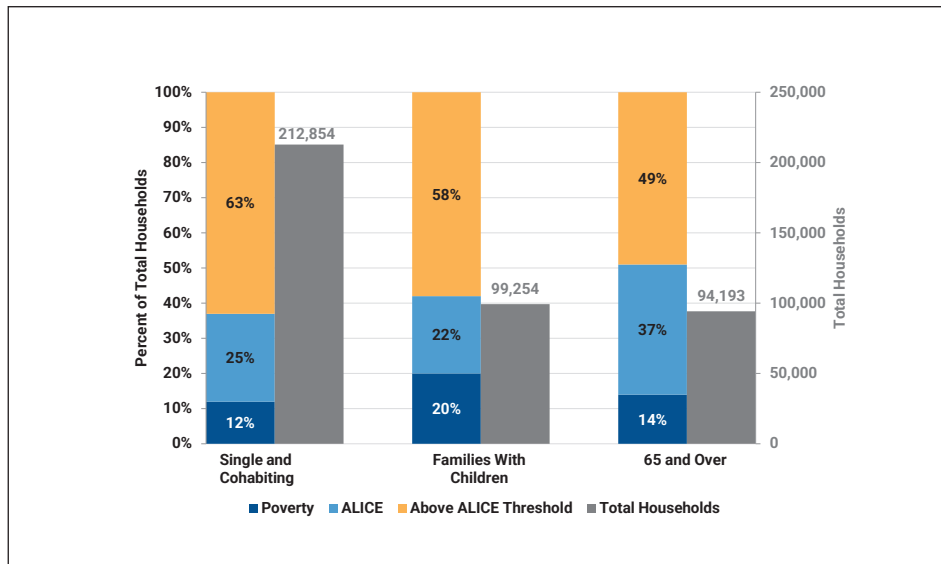
Financial Hardship is Not Evenly Distributed

Groups with the largest number of households below the ALICE Threshold tend to also be the largest demographic groups. However, when looking at the percentage of each group that is below the ALICE Threshold, some groups are more likely to be ALICE than others.

By addressing the disparities in financial hardship by county demographics, community members can move toward more equitable solutions.

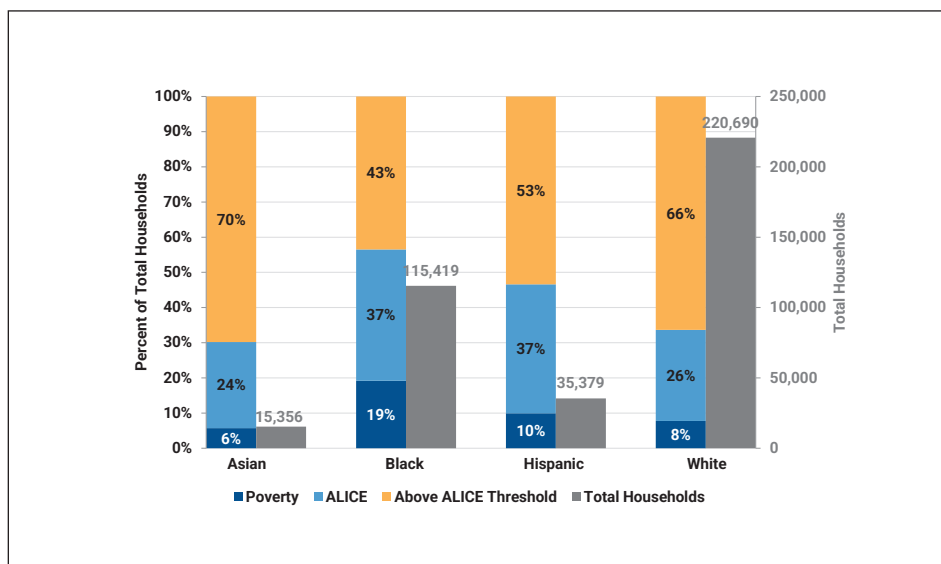
Visit UnitedForALICE.org/Florida to view more national, state, and county data.

Household Financial Status by Household Type, Duval County, 2021



Source: ALICE Threshold, 2021; American Community Survey, 2021

Household Financial Status by Race/Ethnicity, Duval County, 2021



Note: All racial categories are for one race alone. Race and ethnicity are overlapping categories; the Asian and Black groups may include Hispanic households. The White group includes only White, non-Hispanic households. The Hispanic group may include households of any race.

Source: ALICE Threshold, 2021; American Community Survey, 2021

Duval County, 2021		
Town	Total Households	% ALICE & Poverty
Baldwin CCD	2,869	44%
Jacksonville Beaches CCD	24,057	29%
Jacksonville East CCD	194,366	37%
Jacksonville North CCD	32,008	37%
Jacksonville West CCD	133,708	52%

Note: Municipal-level data on this page is 5-year averages for Census County Subdivisions. Totals will not match county-level numbers because data is not available for the smallest County Subdivisions, and county-level data is often 1-year estimates.